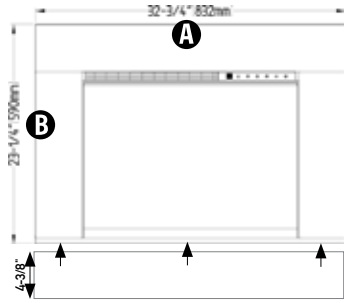


REDSTONE - INSERT

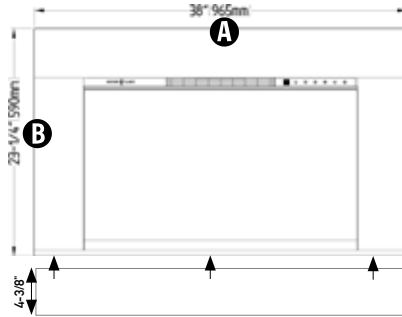
Optional Insert Surrounds Specs

RS-2621 - Small Surround



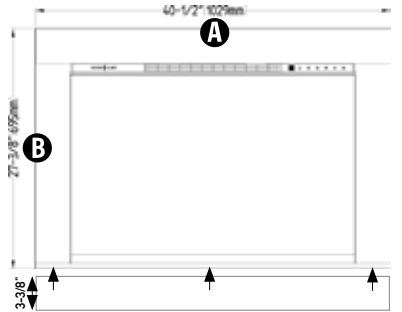
	Model	A	B	Width	Part Number
SMALL SURROUND	RS-2621	32-3/4"	23-1/4"	5"	TK-RS26-3324 - Surround
	RS-2621	32-3/4"	27-5/8"	5"	with Bottom Riser
LARGE SURROUND	RS-2621	36-3/4"	25-1/4"	7"	TK-RS26-3726 - Surround
	RS-2621	36-3/4"	31-5/8"	7"	with Bottom Riser

RS-3021 - Small Surround

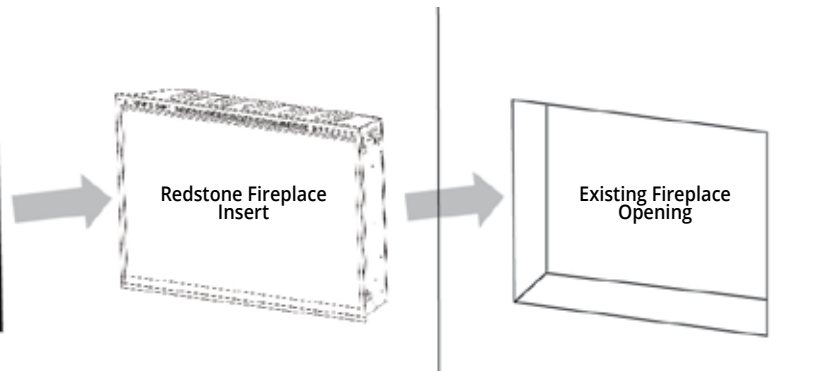
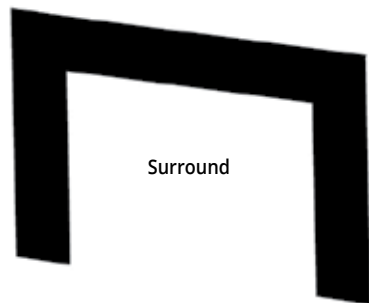


	Model	A	B	Width	Part Number
SMALL SURROUND	RS-3021	38"	23-1/4"	5"	TK-RS30-3824 - Surround
	RS-3021	38"	27-5/8"	5"	with Bottom Riser
LARGE SURROUND	RS-3021	44"	26-1/4"	8"	TK-RS30-4427 - Surround
	RS-3021	44"	33-5/8"	8"	with Bottom Riser

RS-3626 - Small Surround



	Model	A	B	Width	Part Number
SMALL SURROUND	RS-3626	40-1/2"	27-3/8"	4"	TK-RS36-4128 - Surround
	RS-3626	40-1/2"	30-3/4"	4"	with Bottom Riser
LARGE SURROUND	RS-3626	44-1/2"	29-3/8"	6"	TK-RS36-4530 - Surround
	RS-3626	44-1/2"	34-3/4"	6"	with Bottom Riser



Traditional Series

REDSTONE - INSERT

Insert Electric Fireplace



Redstone 36" Insert with 6" Surround Kit



MODERNFLAMES.COM

3515 E. Atlanta Ave. Phoenix, AZ 85040
(602) 268-9353 • (877) 246-9353

INNOVATING THE INDUSTRY STANDARDS OF TOMORROW



032022_V1



REDSTONE - INSERT

Insert Electric Fireplace

Update your old fireplace with this premium electric fireplace insert. With efficient heat and beautiful, life-like flames, designed as an alternative to a wood-burning fireplace and provides a beautiful and affordable substitute. The insert can provide supplemental zone heating up to 500 square feet and can be used with or without heat for year-round enjoyment. These inserts don't require building a fire, and are even easier to start and maintain. Insert surround kits are available in 4", 5", 6" & 8" pieces to customize your existing fireplace with a Redstone model with a classic clean-look, Insert surround sets are for 26", 30" & 36" models only. Designed to fit into most existing wood burning fireplaces.



BEFORE



AFTER w/SURROUND KIT

Redstone 30" Insert with 8" Surround Kit

STANDARD FEATURES

- Hybrid-FX™ Flame Technology
- Premium Glowing Log Set
- 10 Unique Flame Colors with Down Lighting and Ember Bed Lighting
- Acrylic Crystal Ember Bed
- Low Energy LED Flame Technology
- Touch Button Controls
- New Sleek Remote
- Can be Installed Beneath a TV
- Variable Heat with Thermostat
- Variable Flame Controls
- 120 Volt Plug
- Do it Yourself Installation Instructions
- Finish Trim Kit Included

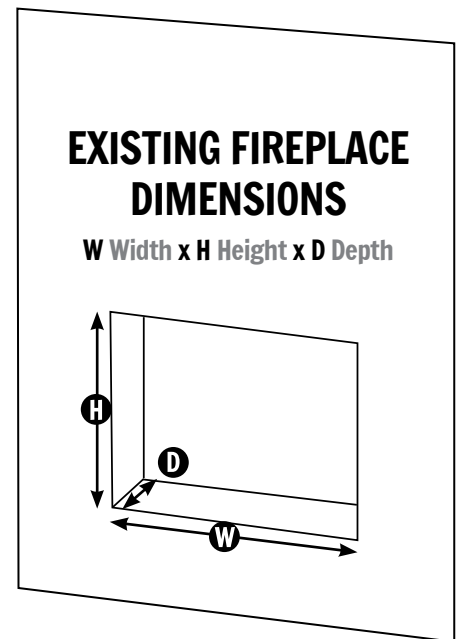
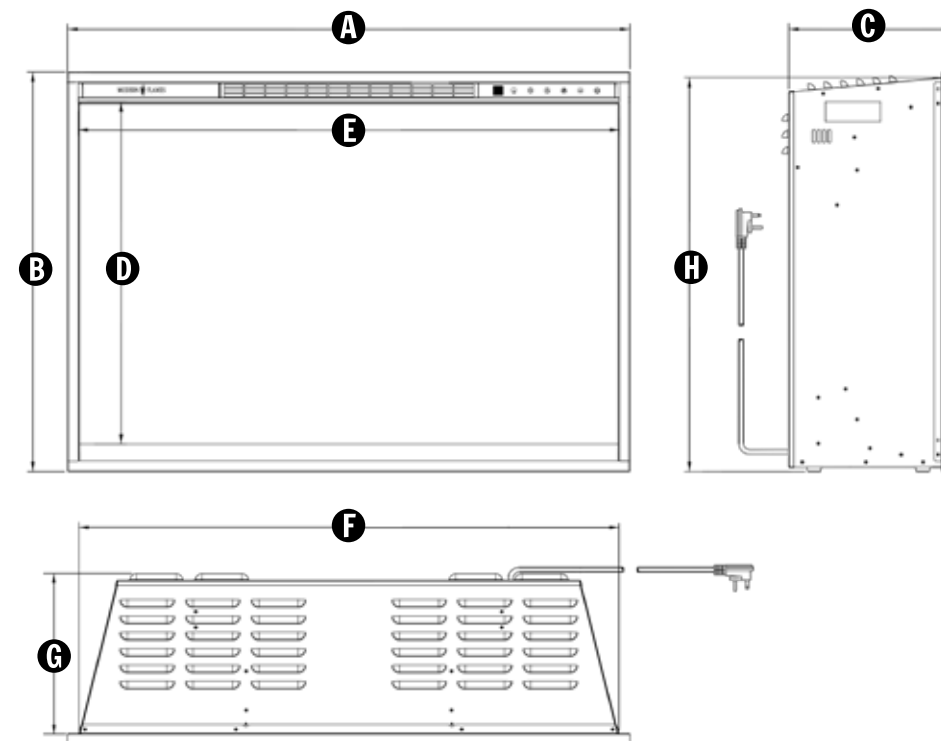
REDSTONE - INSERT

Dimension Insert Surrounds Spec

RS Model # of Fireplace	Trim Width	A	B	C	D
RS-2621	5/8" (16mm)	24" (610mm)	18-7/8" (480mm)	9-7/8" (250mm)	15-3/8" (390mm)
RS-3021	5/8" (16mm)	29-1/4" (743mm)	18-7/8" (480mm)	9-7/8" (250mm)	15-3/8" (390mm)
RS-3626	5/8" (16mm)	33-3/4" (857mm)	24" (610mm)	9-7/8" (250mm)	20-1/2" (521mm)

RS Model # of Fireplace	E	F	G	H	Existing Fireplace Minimum Opening (W x H x D)
RS-2621	22-3/4" (578mm)	22-3/4" (578mm)	9-1/4" (234mm)	18-1/2" (470mm)	23" (584mm) x 18-3/4" (477mm) x 10" (254mm)
RS-3021	28" (710mm)	28" (710mm)	9-1/4" (234mm)	18-1/2" (470mm)	28-1/4" (718mm) x 18-3/4" (477mm) x 10" (254mm)
RS-3626	32-3/8" (824mm)	32-3/8" (824mm)	9-1/4" (234mm)	23-5/8" (600mm)	32-5/8" (829mm) x 23-7/8" (607mm) x 10" (254mm)

*5/8" & 1-5/8" trim included in box for built-in installations



Independent Flame & Ember Bed Color Combinations

The 6 button control panel is located at the top right on fireplace and includes a digital readout thermostat. From right to left, button #1 turns the fireplace on or off. Button #2 controls ember bed lights. #3 controls the flame colors. Button #4 turns the heater on or off. Button #5 controls timer setting to turn off fireplace at selected time, and button #6 adjusts the desired heater temperature.

Full Color Spectrum Lighting for Flames, Ember Bed & Downlighting



Touch Button Control Panel

Flame & Ember Bed Colors Controlled Independently



Blue Flames - Logs off Orange Flames - Logs off Red Flames - Logs off

REMOTE CONTROL INCLUDED: Separate controls for on/off variable heat and variable flame with independent flame and ember bed variable colors.

